

VRF

Technical Data Book

DVM IDU Big Ceiling for NA
(R410A, 60Hz, H/P)



Model : AM036JNCDC/AA
AM048JNCDC/AA

Nomenclature

Indoor Units

Model Names

AM	OH	J	N	C	D	C	H	/	AA
(1)	(2)	(3)	(4)	(5)	(6)	(7)	(8)		Buyer

(1) Classification

AM	DVM
----	-----

(2) Capacity

x 1000 BTU/h (3 digits)

(3) Version

F	2013
H	2014
J	2015
K	2016

(4) Product Type

X	Outdoor unit
N	Indoor unit

(5) Product Notation

1	1Way Cassette
2	2Way Cassette
N	4Way Cassette S (600 x 600)
4	4Way Cassette S
L	LSP Duct (Slim Duct)
M	MSP Duct
H	HSP Duct
E	OAP Duct
C	Ceiling
J	Console
F	Concealed Floor Standing
Z	Vertical AHU
T	NEO FORTE
Q	NEO FORTE (EEV)

(6) Feature

D	Deluxe
S	Standard

(7) Rating Voltage

C	1Ø, 208~230V, 60Hz
F	3Ø, 208~230V, 60Hz
J	3Ø, 460V, 60Hz

(8) Mode

H	Heat Pump (R410A)
R	Heat Recovery (R410A)
C	Cooling only (R410A)

1 Specifications

Ceiling

Type				Ceiling	Ceiling
Model Name				AM036JNCDCH/AA	AM048JNCDCH/AA
Power Supply			Ø, #, V, Hz	1,2,208-230,60	1,2,208-230,60
Mode				HP/HR	HP/HR
Performance	Ton			3.00	4.00
	Capacity (Nominal)	Cooling	kW	10.55	14.07
			Btu/h	36,000	48,000
			US RT	3.00	4.00
	Capacity (Nominal)	Heating	kW	11.72	15.83
			Btu/h	40,000	54,000
US RT			3.33	4.50	
Power	Power Input (Nominal)	Cooling	W	92.00	160.00
		Heating		80.00	160.00
	Current Input (Nominal)	Cooling	A	0.94	1.45
		Heating		0.83	1.45
Fan	Motor	Type	-	Sirocco Fan	Sirocco Fan
		Output x n	W	260 x 1	355 x 1
	Air Flow	H/M/L (UL)	CFM	1,035.00 / 844.00 / 653.00	1,286.00 / 1,088.00 / 918.00
	External Pressure	Min / Std / Max	Pa	-	-
In Wg			-	-	
Piping Connections	Liquid Pipe	Ø, mm	9.52	9.52	
		Ø, inch	3/8"	3/8"	
	Gas Pipe	Ø, mm	15.88	15.88	
		Ø, inch	5/8"	5/8"	
Drain Pipe	Ø, mm	VP25 (OD 25,ID 20)	VP25 (OD 25,ID 20)		
Field Wiring	Power Source Wire		mm ²	1.5 - 2.5	1.5 - 2.5
	Transmission Cable		mm ²	0.75 - 1.50	0.75 - 1.50
Refrigerant	Type		-	R410A	R410A
	Control Method		-	EEV INCLUDED	EEV INCLUDED
Sound	Pressure	High / Mid / Low	dB(A)	45.0 / 41.0 / 37.0	
	Power	Cooling		61.0	63.0
Dimensions	Net Weight		kg	33.50	42.50
			lbs	73.85	93.70
	Shipping Weight		kg	39.50	48.50
			lbs	87.08	106.92
	Net Dimensions (WxHxD)		mm	1,350 x 235 x 675	1,650 x 235 x 675
			inch	53.15 x 9.25 x 26.57	64.96 x 9.25 x 26.57
Shipping Dimensions (WxHxD)		mm	1,439 x 758 x 321	1,739 x 758 x 321	
		inch	56.65 x 29.84 x 12.64	68.46 x 29.84 x 12.64	
Panel Size	Panel Model		-	-	-
	Panel Net Weight		kg	-	-
			lbs	-	-
	Shipping Weight		kg	-	-
			lbs	-	-
	Net Dimensions (WxHxD)		mm	-	-
			inch	-	-
	Shipping Dimensions (WxHxD)		mm	-	-
inch			-	-	
Additional Accessories	Drain pump	Drain pump	-	-	
		Max. lifting Height / Displacement	mm / liter / h	-	
	Air Filter		-	-	-

- Nominal capacity are based on (Refrigerant Piping 25ft , Level Differences 0ft);

.Cooling : Indoor temperature 80°F DB, 67°F WB / Outdoor temperature 95°F DB, 75°F WB

.Heating : Indoor temperature 70°F DB, 60°F WB / Outdoor temperature 47°F DB, 43°F WB

- Sound pressure was acquired in a dead room. Thus actual noise level may be different depending on the installation conditions.

- Specifications are subject to change without prior notice for product improvement.

3 Dimensional drawing

Ceiling

AM048JNCDCH/AA

Units : mm/inches

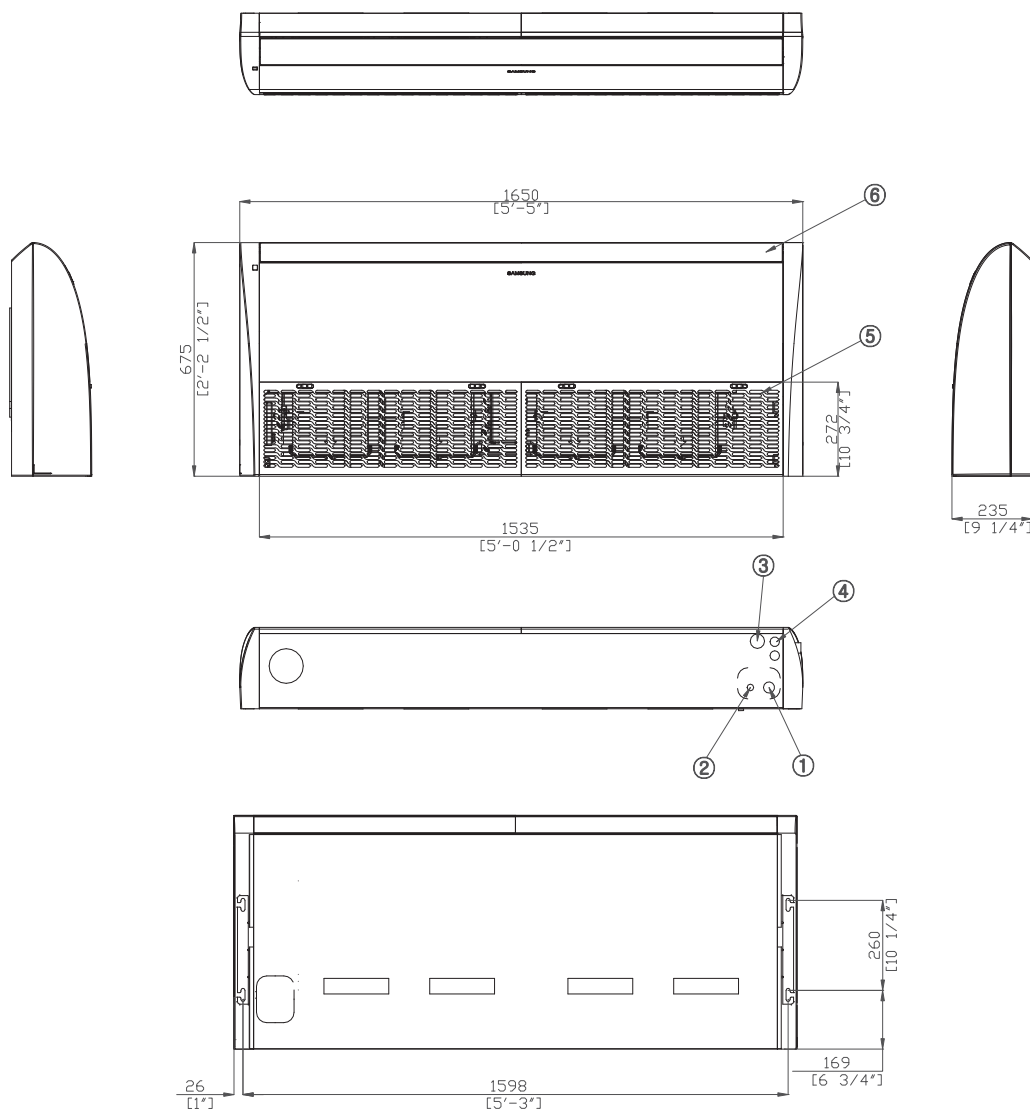


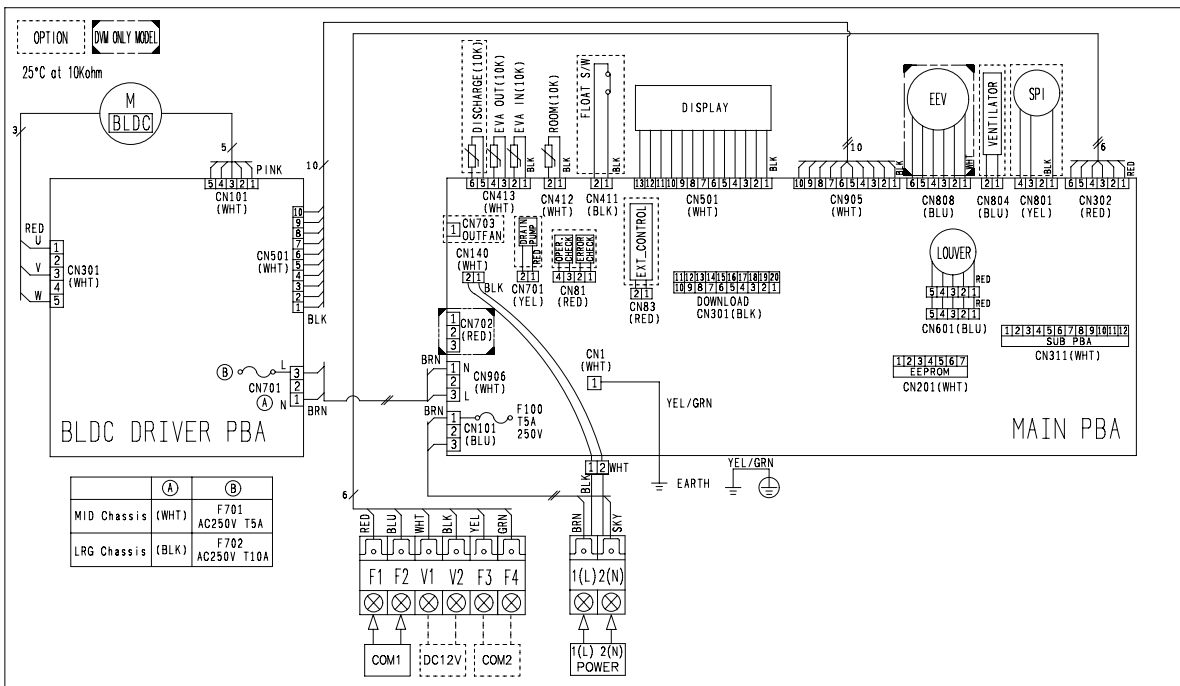
Table of descriptions

1	Refrigerant gas pipe	7	
2	Refrigerant liquid pipe	8	
3	Condensate drain	9	
4	Power&Comm. wiring conduits	10	
5	Air Inlet grille	11	
6	Air Outlet grille	12	

4 Electrical wiring diagram

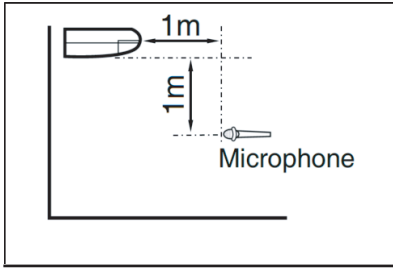
Ceiling

AM036JNCDCH/AA, AM048JNCDCH/AA



5 Sound pressure level

Ceiling



Unit: dB(A)

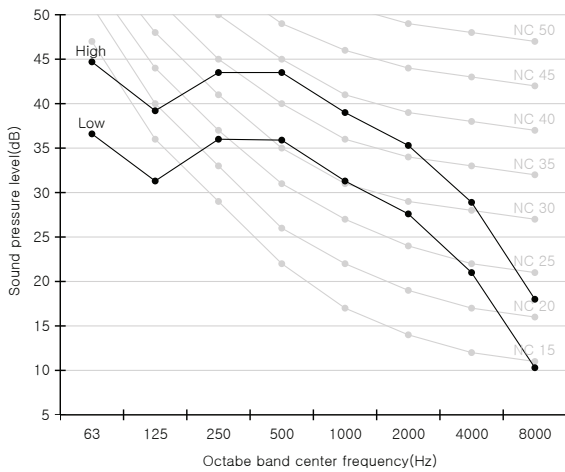
Model	High	Low
AM036JNCDCH/AA	45.0	37.0
AM048JNCDCH/AA	46.0	38.0

Note

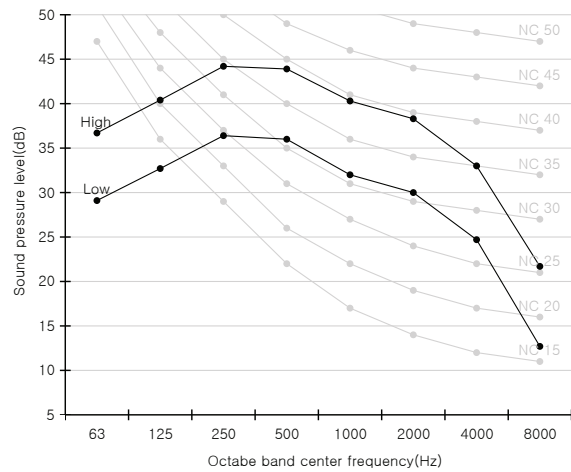
- These operation values were obtained in an anechoic room. - Sound pressure level will vary depending on a factors such as the construction of the particular room where the equipment is installed.
- Operation sound level may differ depending on operation and ambient conditions.

NC curve

1) AM036JNCDCH/AA



2) AM048JNCDCH/AA



SAMSUNG

2015.06
Ver 1.0

Samsung Electronics Co., LTD.
B2B PM / SE

Head Office (Suwon Korea) 129, Samsung-Ro, Yeongtong-Gu, Suwon City, Gyeonggi-Do, Korea 443-742

Website : www.samsung.com Email : airconditioner@samsung.com

Images and data in this book may subject to change without prior notice.

SAMSUNG